

# Aoralscan Elite

WIRELESS

Intra**O**ral **S**canner

IPG Without Limits



EN

SHINING3DDENTAL.COM

# Wireless-Effortless-Limitless



## Superior Scanning with Wi-Fi 6

Leverage the power of Wi-Fi 6 for a stable connection with a range of up to 5 meters and excellent anti-interference performance. Enjoy fast, reliable, and seamless scanning every time.

---



## Effortless Transition

Our "place-connect" feature enables easy switching between charging cradles by simply placing the scanner onto another, ensuring uninterrupted workflows across clinic rooms. The scanner is always ready when you need it.

---



## Extended Battery Life

A high-capacity battery provides up to 2 hours of continuous use, ensuring maximum energy efficiency and uninterrupted operation.

---



## Stylish and Sophisticated Design

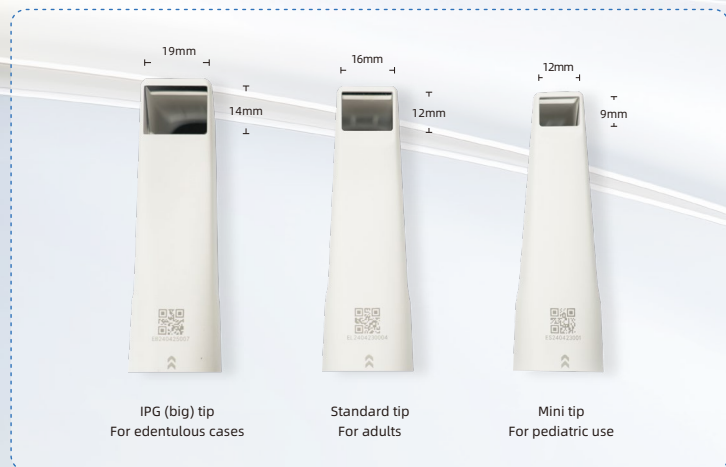
With a sleek, modern aesthetic, this scanner combines elegant design with outstanding functionality, offering users greater freedom and performance.

---

## Lightweight and Ergonomic

194g

At just **194g** with the battery, this is the lightest wireless scanner, designed for effortless handling and exceptional comfort.



\*Easily versatile scanner tips between the Aoralscan Elite Wireless and Aoralscan Elite.

# IPG

## Intraoral Photogrammetry

(optional)

SHINING 3D has introduced an innovative advancement, Intraoral Photogrammetry Technology (IPG), transforming precision and efficiency in dental implantology.

This proprietary technology seamlessly incorporates photogrammetric scanning into intraoral procedures, optimizing the accuracy and efficiency of full-mouth edentulous implants, especially in All-on-X treatments.

A significant enhancement to this technology includes the added Cap Scanbodies, specially designed for immediate loading cases, which further accelerate treatment timelines and improve patient outcomes. By streamlining workflows and enhancing treatment outcomes, IPG represents a significant leap forward, merging intraoral scanning with cutting-edge photogrammetry to establish a new benchmark in dental care.



IPG +  
SCAN

2-in-1 System



High Precision



High Efficiency



Scan the QR code  
to view Cap Scanbody video



Scan the QR code  
to view IPG video

*“ After building up on our first innovation into photogrammetry by creating the first-ever intraoral photogrammetric solution, we have now taken the next leap forward, something that no other company has been able to do. We've now cut the cord.*

*The lightweight, ergonomic ability and comfort level have now been taken into the wireless realm to create a seamless integration of the best of both worlds of intraoral scanning and IPG technology. The video stream-based photogrammetric solution is the next step in the evolution of photogrammetry, reaching new heights and bounds that no other photogrammetric system can be compared to.* ”

- Dr. Isaac Tawil, DDS MS, United States





# Smooth Scanning for Edentulous Cases

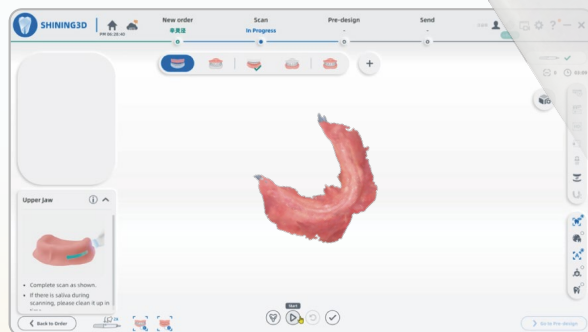
IPG technology ensures a seamless scanning experience for edentulous patients.

Aoralscan Elite Wireless Adopts the IPG tip, which is larger than standard, to capture every detail of the edentulous patient's oral geometry with unparalleled clarity.


The high-resolution data received after the scan allows dentists to precisely evaluate soft tissue contours and identify any abnormalities within the oral cavity, ensuring high-quality results in edentulous cases.

**IPG Tip**

19mm  
14mm



Dr. Scott D. Ganz, DMD, Fort Lee,  
New Jersey, USA



Dr. Scott D. Ganz

# Extended Battery Life

A high-capacity battery provides up to 2 hours of continuous use, ensuring maximum energy efficiency and uninterrupted operation.



## Multi-cradle adaptable

The scanner can adapt to multiple cradles. Switch the device with ease between different locations.



Scan the QR code  
to view video

**2**  
hours

**2 hours** of continuous scanning.

**12**  
hours

**12 hours** in sleep mode then automatically will turn off.

**2.5**  
hours

**2.5 hours** to charge the battery fully.

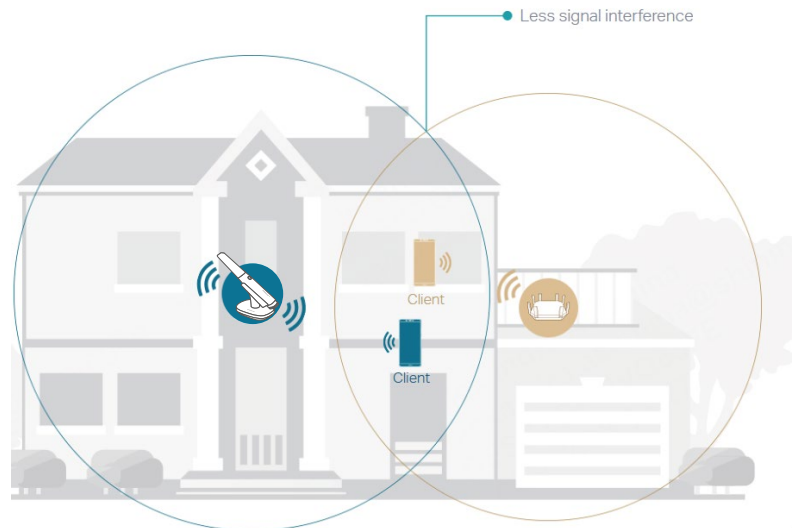


## Wi-Fi 6 connection

Wi-Fi 6 expands the Wi-Fi band from 80 MHz to 160 MHz, doubling the channel width and creating a faster connection from your router to the device – all without buffering.

Interference from other wireless networks can cause issues with wireless signals. Wi-Fi 6 BSS (Base Service Station) Color makes the router ignore them.

This means that Aoralscan Elite Wireless will be working without any interruption from other networks providing a stable connection for your scanning process.



# Lifetime Oral Health Management on SHINING 3D Dental Cloud

The Oral Health Report is an invaluable tool that greatly contributes to the overall management of a patient's oral health throughout their lifetime. This comprehensive report provides detailed information and analysis of various aspects of the patient's oral health, including symptoms, preventive measures, and treatment plans. With SHINING 3D Dental Cloud platform, clinics can store and manage all the patients' information systematically and track their long-term oral and facial changes, becoming patients' lifetime oral health management partner.



AI-powered analysis of oral diseases enhances diagnostic efficiency in clinics.



Effortlessly share reports with patients via QR code.



Features like graffiti mode, 3D labels for an overall view, and direction guidance streamline communication between dentists and patients.



Tools such as the Bolton Ratio, molar relationship, overjet and overbite measurements, and an occlusion map offer comprehensive analysis.



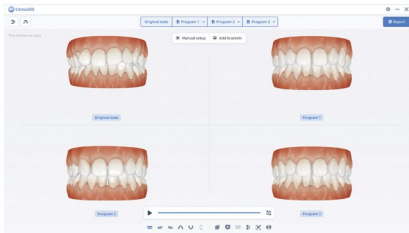
Scan to see more on YouTube





# Dental Toolkits

The dental toolkits developed by SHINING 3D are user-friendly software that offers a variety of innovative functions specifically designed for clinical use. These tools range from ortho simulation to oral health reports, data tracking, crown and model design, splint, and IBT design modules. These provide clinics with increased flexibility and many possibilities for daily practice.



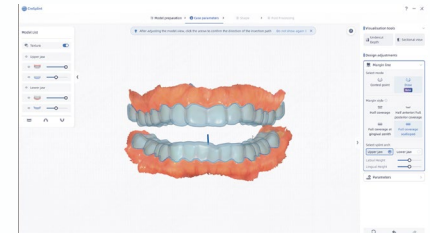
## ConsulOS

The ortho-treatment process can be simulated, and patients will be able to preview the post-treatment effect in advance.



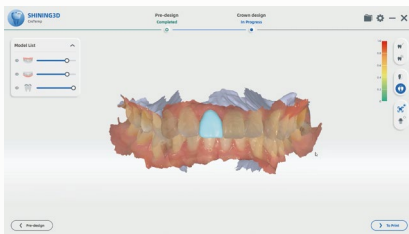
## MetronTrack

With the measurement and comparison functions, it helps improve dentist-patient communication efficiency and effectiveness by tracking patients' data.



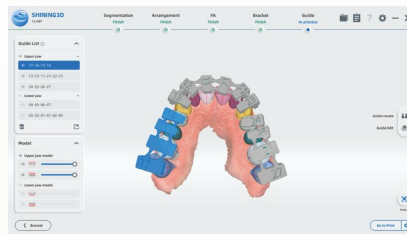
## CreSplint

A smart tool that allows users to design retainers or night guards automatically with minimum operation.



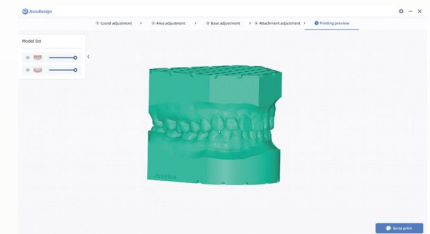
## CreTemp

Temporary crowns can be designed and printed in the clinic, reducing the patient's waiting time.



## CreIBT

Designs an indirect bonding tray, which can be directly 3D printed to help orthodontists attach brackets faster and more accurately.



## AccuDesign

Orthodontic or restoration models can be easily designed with AI for printing.

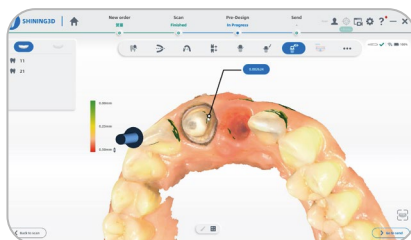
# Outstanding Scanning Performance

The Aoralscan Elite software is equipped with numerous powerful tools to optimize the scanning process and enhance efficiency.



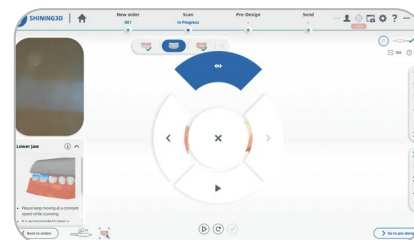
## AI Scanning

AI technology helps to remove unnecessary data during the scanning in real time, which makes the process smoother and more efficient.



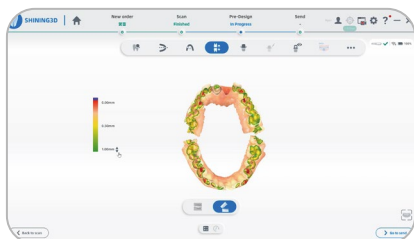
## Undercut Check

Undercut values can be detected during scanning which facilitates an easy necessary assessment of further tooth preparation.



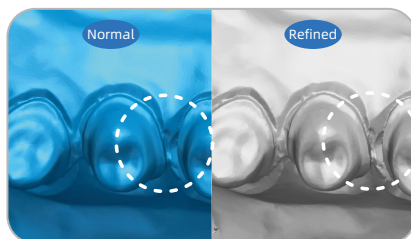
## Motion Sensing

Motion sensing allows users to complete the entire scan workflow without touching anything other than the scanner itself to reduce the risk of cross-contamination and to increase the level of hygiene.



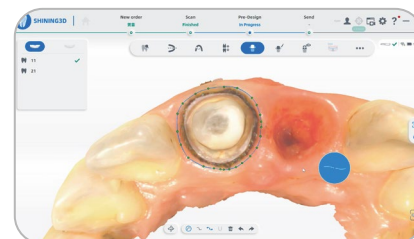
## Bite Analysis

Bite analysis and sectioned views ensure an accurate occlusal relationship for subsequent applications.



## Refined Scan Mode

This feature provides the restoration area with a clear margin and more detailed profile information.



## Margin Line Auto-Extraction

Margin lines can be extracted automatically which increases work efficiency and improves communication between dentists and technicians.

# SHINING 3D Dental Design Service

An important component of SHINING 3D's end-to-end Digital Dental Solutions is the SHINING 3D Dental Design Service, where we offer customized design solutions ranging from dentures to implant crowns and surgical guides.



## Comprehensive Design Categories

SHINING 3D offers end-to-end services for Prosthetics, Implants, Orthodontics, and Dentures, covering all dental needs.



## Seamless Workflow

From scanning, and designing, to cloud slicing and 3D printing, SHINING 3D ensures an integrated, efficient workflow for you and your patients.



## Fast Turnaround

Receive results within 2-4 hours with rush service; standard orders have a maximum turnaround time of 1 day.



## 3D Model Design Check

Verify designs with advanced tools, including thickness measurement, bite detection, and more.



Scan the QR code  
to view video

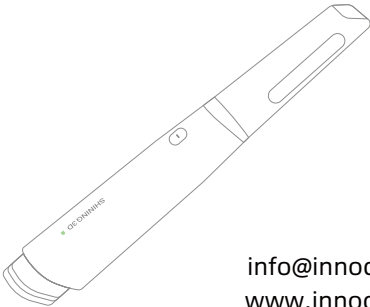
# Technical Specifications

## Aoralscan Elite Wireless

Scan Field of Single Frame	IPG scanner tip: 19mm × 14mm Standard scanner tip: 16 mm × 12 mm Mini scanner tip: 12 mm × 9 mm
Scan Depth	22 mm from exit surface of tip
Scan Principle	Non-contact scanner with structured light and Intraoral photogrammetry
Dimension (L × W × H)	247 mm × 38 mm x 37 mm
Weight	194 g (with battery)
Data Output	STL, OBJ, PLY
Connection Port	Type-C

### Recommended PC Configuration

CPU	IntelCorei7-8700 or higher
RAM	Recommend: 32 GB
Hard Disk Drive	256 GB SSD or above
Graphic Card (GPU)	NVIDIA * RTX 2060 6GB DDR3 or higher
Operating System	Windows 10 Professional (64-bit) or later versions of Windows operating systems
Display Resolution	1920×1080, 60 Hz or higher
I/O Ports	Type-C



**SHINING 3D**  
DENTAL

[info@innodent.com.au](mailto:info@innodent.com.au)  
[www.innodent.com.au](http://www.innodent.com.au)